

CASE II
AGRICULTURE

FARMALL JXM

TRACTORS 75 - 90 HP





MORE POWER. MORE OPTIONS. MORE COMFORT.

Because there is always more to do.



The new Case IH Farmall JXM Series tractors reliably and cost-effectively deliver the power and performance the owners expect, all featuring the distinctive Case IH premium design. These tractors meet the demand for rugged yet comfortable and easy-to-operate equipment to get day-to-day jobs done and are equally suitable to all types of farming businesses from utility

tractor to the flagship tractor in a small farm. The two models offer 4WD and feature a range of transmission options.

JXM SERIES. POWER AND PRODUCTIVITY.

MORE POWER. MORE OPTIONS. MORE COMFORT.

Because there is always more to do.

Farmall JXM tractors are designed for compliance without compromise. The JXM series models will provide all the power you need for rough spots and tough jobs, as well as better engine performance and fuel economy. Outstanding horsepower in its class to handle tough conditions: this is what we at Case IH mean by productivity.

Models	Power @ 2300rpm kW/hp	Max. Torque @ 1400rpm	Torque Rise
Farmall JXM 75	56 / 75	306	32%
Farmall JXM 90	65.7 / 88	340	25%





POWERHOUSE ENGINES THAT SAVE FUEL.

The new Farmall JXM tractors are powered by the proven 2.9/3.9 L turbocharged and intercooled 3 cylinder and 4 cylinder Tier 3 engines designed by FPT which offers class leading torque and provides reliable power, day in, day out. Its simple and robust design results in trouble-free, long-life working, and reduces maintenance requirements.


AIR FILTER PROVIDES CLEANER AIR IN DUSTY CONDITIONS.

The air filter is engineered to operate in dusty conditions so that the intake air is much cleaner as a result. The air filtering system's pre-cleaner increases the life of the air filter and ensures less maintenance requirements and lower operating costs.

75 JXM

CASE IH

FARMALL



1



2



3

ANY TASK. ANY TIME. ANYWHERE.

Giving each task the best start.

- 1 MECHANICAL DRAFT CONTROL.**
MDC features Position, Draft and Mixed control.
- 2 HYDRAULICALLY ACTUATED, WET DISC BRAKE.**
Easy to use parking brake – acting on service brakes.
- 3 MECHANICAL RELIABILITY.**
Sturdy and reliable, the mechanical PTO clutch is operated by a convenient lever, allowing simple and safe PTO drive engagement. With PTO speed selection lever it possible to choose engine driven speed or ground speed.

The Farmall JXM Series has an amazing array of transmission options to create the perfect tractor for your operation and needs. A heavy-duty, compact frame, durable components and plenty of power to the PTO makes it a pleasure to pull out of the shed every day.

CHOOSE THE TRANSMISSION THAT WORKS FOR YOU.

Farmall JXM tractors are available with a choice of transmissions so that it is easy to select the right specification to meet your requirements. You can choose from either a 12x12 Mechanical Synchroshuttle transmission or a 20x20 Mechanical Synchroshuttle with Creeper option.

HIGH QUALITY FOR MAXIMUM DURABILITY.

Farmall JXM transmission clutches are built with high quality Organic or Cerametallic components in order to ensure maximum durability for extended operating life and superior heat dissipation performance for the most arduous operating conditions.

MORE WORKING CHOICE.

For specialist applications, optional creeper speed provides an additional 8 forward speeds. During operations, these ratios are engaged and disengaged by a separate lever transforming the Farmall JXM into the ideal vegetable planting or harvesting machine. The standard hydraulic Powershuttle is instead particularly useful for the repetitive forward and reverse driving in loader applications.

PTO EFFICIENCY.

On the Farmall JXM series the two models are also available with 540/540E PTO speeds. PTO speed selection is courtesy of an easy to reach lever.



HANDLE YOUR OPERATIONS LIKE A PRO.

Axle and hydraulics.

The Farmall JXM tractors are built for implements, and the hydraulic system handles them with ease. With its rugged design, heavy-duty frame and tough components, your Farmall JXM will deliver outstanding maneuverability and stability in the toughest operations

HYDRAULICS KEEP EVERYTHING MOVING SMOOTHLY.

Farmall JXM tractors benefit from 60 L/min open-centre hydraulic systems and can be equipped with up to three rear remote valves to deliver performance where and when you need it.

THREE-POINT HITCH REALLY PULLS ITS WEIGHT.

The robust rear 3 point hitch is capable of lifting and handling implements of up to 2,500 kg with ease. Depending on the nature of your work, separate levers allow the setting of hitch position and draft control for soil engaging implements, or any mix of the two.

PICK THE MODEL THAT WORKS FOR YOU.

Choose the model that's best for your needs. The Farmall JXM tractors come in either 75 hp or 90 hp models. Whichever you choose, you'll get performance, productivity, and long, reliable service life.

HEAVY-DUTY STRAIGHT REAR AXLE FOR DEMANDING HITCH APPLICATIONS.

Thanks to its proven and durable design, the heavy-duty rear axle, transmits high power and torque, quietly, efficiently and with minimal power consumption. Its special architecture also allows a longer brake life for extended safe operations.







OPERATOR ENVIRONMENT

Comfort and convenience.

- 1 Clear information display
- 2 Premium style
- 3 Premium comfort

CLEAR INFORMATION DISPLAY.

Comprehensive instrument panel, located in front of operator, with clear and easy to read central analog screen.

PREMIUM STYLE.

The Farmall JXM tractors come with the distinctive Case IH Premium design and are available with canopy.

PREMIUM COMFORT.

A flat deck ensures that the controls are positioned for easy and comfortable mounting and dismounting and the layout optimises the ergonomics for greater operator comfort. The suspended brake and clutch pedals are also ergonomically placed for ease of use.



SERVICE & MAINTENANCE

Spend your time working with your tractor, not working on it.

Long as they may be, workdays are too short to spend any more time than you have to tending to your equipment. Getting the most out of yourself, and your tractor, means spending your time getting the job done. So Farmall JXM tractors are designed to make maintenance quick and easy by offering excellent service access.

IT'S ALL WITHIN REACH

Thanks to the gas strut assisted and the strong one-piece engine hood, daily checks and routine maintenance are easy and require less time, letting you spend more hours in the fields.

LET YOUR ENGINE BREATHE

The dry air filter ensures long service intervals while coping with difficult, dusty conditions.

UNINTERRUPTED OPERATION

Located in front of the steering column the generous fuel tank, with a total capacity of 90 litres (90 hp model), ensures long working shifts without the need to refuel. A large filler neck allows easy, quick and safe filling operations.





PARTS AND SERVICE

More than tractors to work for you: we've got people to work with you.

When you buy a Case IH machine, you can be sure not only that you're buying the best product, but also that you've got the best dealer back-up behind you. Case IH dealers can offer advice on selecting the right machine, will ensure they deliver what you need when you need it, and will then continue to back you and your equipment with the service and spare parts backing you'd expect from a name as trusted as Case IH.

SKILLED BUSINESS ADVISOR AT YOUR DEALERSHIP. DEMAND MORE FROM YOUR CASE IH DEALERSHIP

Purchasing a standalone piece of new equipment? Keeping a whole fleet up-to-date? Whatever your size of operation, contact your local Case IH dealership for professional advice on your business needs. Case IH knows your farming needs best.

MAINTAIN THE PRODUCTIVITY OF YOUR INVESTMENT

Case IH and its dedicated dealer network provide excellent support when you take delivery of your new machine and whilst it remains in your ownership. On the farm, you can rely on trained service professionals to maintain the productivity of your investment.




DO NOT RISK YOUR MACHINE'S LIFE. BUY CNH INDUSTRIAL PARTS & SERVICE!

Protect the value of your investment. Behind every Case IH product stands an extensive parts logistics organisation, stocking parts for products both old and new. Choosing to fit genuine Case IH parts will maintain the safety, value and performance of your original investment.

SPECIFICATIONS	FARMALL JXM 75	FARMALL JXM 90
ENGINE		
Model	FPT (IVECO S8000)	
Emission	Tier III	
No. of cylinders/ aspiration	3 / Turbocharged Intercooled	4 / Turbocharged Aftercooled
Capacity (Litres)	2,9	3,9
Bore x stroke (mm)	104 x 115	
Engine rated power @ 2300 rpm (kW/hp)	56 / 75	65.7 / 88
PTO power at rated speed kW/hp	50 / 67	57.0 / 76
Maximum torque at 1400 rpm (Nm)	306	340
Torque rise %	32	25
Fuel tank capacity (Main + Auxiliary) (L)	60 ● + 40 ○	90
TRANSMISSION		
Power shuttle	●	
Synchro-Mechanical forward/ Reverse shuttle	●	
12x12 Mechanical synchroshuttle transmission	●	
20x20 Mechanical Synchroshuttle transmission with creeper	○	
Minimum / Maximum road speed forward (kmph*)	1.65/34.50	
Creeper speed (kmph)	0.29	
PTO		
Independent PTO	●	
Rear PTO Standard (rpm)	540/540E	
HYDRAULICS		
Draft sensing	Top Link	
Rear linkage category	I-II	
Stabiliser & Link ends	Chain - Fixed/Telescopic - Flexible	
Mechanical lift control	Position, draft, mixed / Fast Raise-Lower	
Main pump flow – standard (l/min)	60	
Steering pump flow – MS/PS (l/min)	26/31	
Maximum number of remote valves	3	
Lift capacity at ball ends with arms horizontal – standard (kg)	2000	
Maximum lift capacity at ball ends with arms horizontal (kg)	2500	
AXLES		
Front	4WD	
Rear	Heavy Duty straight axle	
BRAKES		
Oil immersed multi disc braking system	●	
Hydraulic multidisc braking system with MS/PS	●	
OPERATOR ENVIRONMENT		
Tiltable steering	NA	●
Operator seat with seat belt on inclined plane	●	
Flat deck operator area	●	
Suspended brake and clutch pedals	●	
2 post foldable ROPS	○	
Canopy	●	
DIMENSIONS & WEIGHT		
Wheel Base 4WD (mm)	2145	2258
Overall length (mm)	3875	4131
Overall width (mm)	2087	
Height Top of ROPS (mm)	2589	
Height Top of exhaust (mm)	2482	
Height Top of steering wheel (mm)	1814	
Ground clearance under front axle 4WD	415	
Weight standard ballast 4WD (kg)	2810	3250

● Standard ○ Optional NA - Not available *Speed with standard tyres



    caseih.com

SAFETY NEVER HURTS!TM Always read the Operator's Manual before operating any equipment. Inspect equipment before using it, and be sure it is operating properly. Follow the product safety signs, and use any safety features provided. CNH Industrial Australia Pty Ltd reserves the right to make improvements in design and changes in specifications at any time without notice and without incurring any obligation to install them on units previously sold. Specifications, descriptions and illustrative material herein are as accurate as known at time of publication, but are subject to change without notice. Availability of some models and equipment builds varies according to the country in which the equipment is used. ©2018 CNH Industrial Australia Pty Ltd. All rights reserved. Case IH, its respective logos and the red, black and grey color scheme, as well as corporate and product identity used herein, are trademarks of CNH Industrial N.V. and may not be used without permission. Case IH is a trademark registered in the United States and many other countries, owned by or licensed to CNH Industrial N.V., its subsidiaries or affiliates. Printed in Australia. www.caseih.com 18APACUSFAR001

CASE IH
AGRICULTURE